

News from

NOVOPATH™

Software Advancing Patient Diagnostics™

Volume 6, Issue 2
April 2019

In Today's Issue

Business Solution

Business
Intelligence Module:
Data Mining and
Monitoring
Dashboard

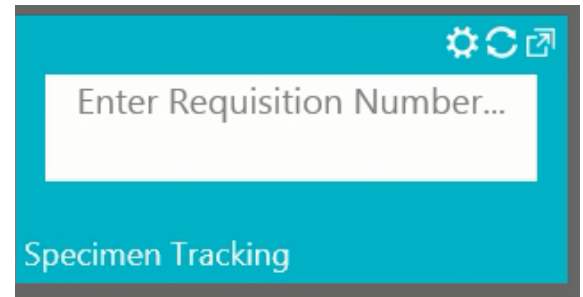
Workflow Solution

Clinical Pathology
Module
Highlights &
Benefits

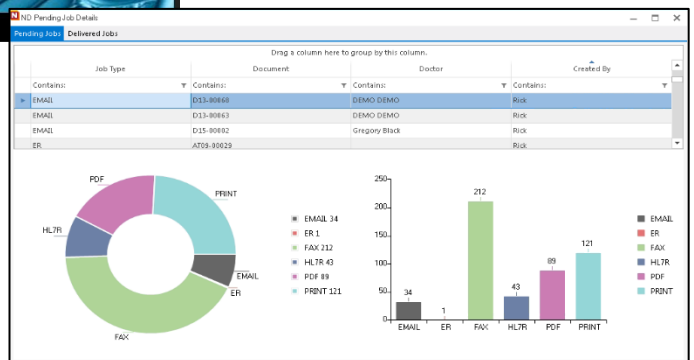
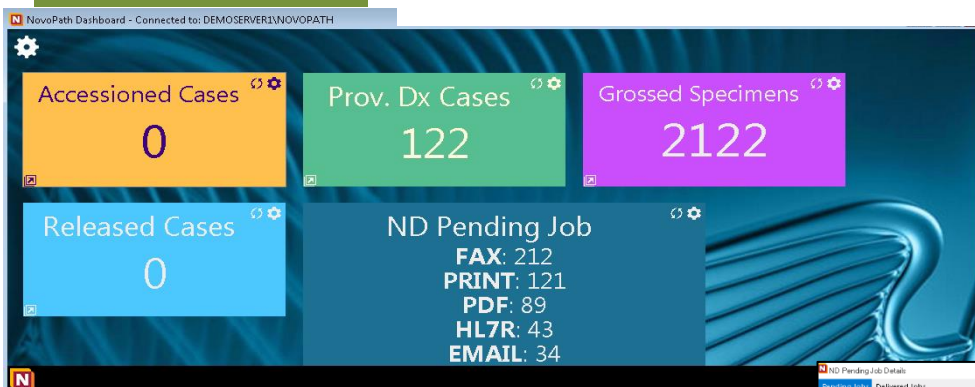
NovoPath BI: Data Mining and Real-Time Monitoring

Are you looking for real-time monitoring information or would you like to have up-to-date statistics? NovoPath BI, NovoPath's Business Intelligence Module, offers a dashboard for lab teams to showcase statistics on the information that matters most to them. The dashboard installation includes five standard widgets that give you current and past information (pictured below). The dashboard layout & widgets can be configured per user. Lab directors and managers may find TAT widgets useful, and IT team may find widgets for HL7 orders and results more suitable. We also create custom

Take a look at this custom widget that monitors real-time data for clients with NovoPath's Specimen Tracking module.



The user simply enters the requisition number in the widget box for instant & up to date case status no matter where the specimen is in the lab process. The information is right at your fingertips, saving your team valuable time! This widget is a real time-saver for your Client Services Team and a great way to improve your client's satisfaction. Please let your NovoPath Client Services rep know if you'd like to see a demo on 9.0 Dashboard or Specimen Tracking.



Keep your finger on the pulse and showcase lab statistics that matter most with NovoPath BI.

For more info: email clientservices@novopath.com or visit <https://www.novopath.com/solutions/novopathbi>

NovoPath CP: NovoPath's Clinical Pathology Module

If you're looking to grow your business by adding on clinical chemistry and other automated lab tests, NovoPath can offer a simple software solution without a hefty investment. NovoPath CP is a workflow solution for labs looking for a way to enter clinical chemistry results in an organized and tabulated format. The module supports instrument interfacing with most clinical instruments. Furthermore, the module supports an effortless way to verify and release the clinical results in batch. The Clinical Module seamlessly integrates with the NovoPath 9.0 AP platform with minimal workflow changes to your current lab process. This intuitively designed module supports the growing industry demands for labs to offer both Anatomic and Clinical testing.

To give you an idea, below are the highlights of the module and a snap shot of the Clinical Resulting screen. In case you missed our quarterly webinar on this exciting module, we have a recorded presentation prepared for you! Interested in learning about NovoPath's Clinical Pathology module? Simply reach out to your Client Services rep or email us at clientservices@novopath.com or visit <https://www.novopath.com/solutions/novopathcp>

Having both AP and Clinical results in one LIS saves labs valuable time and costs in maintaining two separate LIS systems. You can count on NovoPath to provide your team the high quality product and reliable support services you have grown accustomed to!

Client Benefits & Highlights

Create custom tests and panels

Discrete fields for results, units, references ranges, flags and notes

Automatic CPT coding

View previous test history

Produce customized reports with trending charts

Same reliable NovoPath support services

The screenshot displays the 'Complete Blood Count (CL-CBC) (Hematology)' panel in the NovoPath Clinical Pathology software. The interface includes patient information at the top, a 'Requests' section on the left, and a main table of test results. The table has columns for Test, Sample Type, Result, Unit, Ref. Range, Status, Notes, Result Type, and Instrument. The tests listed include White Blood Cell (CL-WBC), Red Blood Cell (CL-RBC), Hemoglobin (CL-HGB), Hematocrit (CL-HCT), MCV (CL-MCV), MCH (CL-MCH), MCHC (CL-MCHC), Red Cell Distribution Width (CL-RDW), and Platelet Count (CL-PLT). Below the table, there are sections for 'Samples', 'Compendium', and 'Billing', along with a 'Details recorded for Platelet Count (CL-PLT) in the compendium of tests' section.

NovoPath Clinical Pathology Resulting Screen

User Quick Tip

Here's a simple short cut for histotechs to mark off the Lab Completed or Done columns in one step. From the NovoPath Specimen Tab → sub-tab Histo and Cyto Special Requests, Users can double click on the column header to mark all stains as 'Lab Completed' or 'Done'. Give it a try and let us know if you have questions. Contact: support@novopath.com